



**Cambridge International Examinations**  
Cambridge International Advanced Subsidiary and Advanced Level

CANDIDATE  
NAME

--

CENTRE  
NUMBER

--	--	--	--	--

CANDIDATE  
NUMBER

--	--	--	--



**CHEMISTRY**

**9701/32**

Paper 3 Advanced Practical Skills 2

**May/June 2016**

**2 hours**

Candidates answer on the Question Paper.

Additional Materials: As listed in the Confidential Instructions

**READ THESE INSTRUCTIONS FIRST**

Write your Centre number, candidate number and name on all the work you hand in.  
Give details of the practical session and laboratory where appropriate, in the boxes provided.  
Write in dark blue or black pen.  
You may use an HB pencil for any diagrams or graphs.  
Do not use staples, paper clips, glue or correction fluid.  
**DO NOT WRITE IN ANY BARCODES.**

Answer **all** questions.  
Electronic calculators may be used.  
You may lose marks if you do not show your working or if you do not use appropriate units.  
Use of a Data Booklet is unnecessary.

Qualitative Analysis Notes are printed on pages 10 and 11.  
A copy of the Periodic Table is printed on page 12.

At the end of the examination, fasten all your work securely together.  
The number of marks is given in brackets [ ] at the end of each question or part question.

<b>Session</b>
<b>Laboratory</b>


For Examiner's Use	
1	
2	
3	
<b>Total</b>	

This document consists of **12** printed pages.

## 2

- 1 In **Questions 1** and **2** you will determine the relative atomic mass,  $A_r$ , of magnesium by two different methods.

In the first method you will collect and measure the volume of gas given off in the reaction between a known mass of magnesium and a known amount of dilute sulfuric acid. The acid will be in excess.



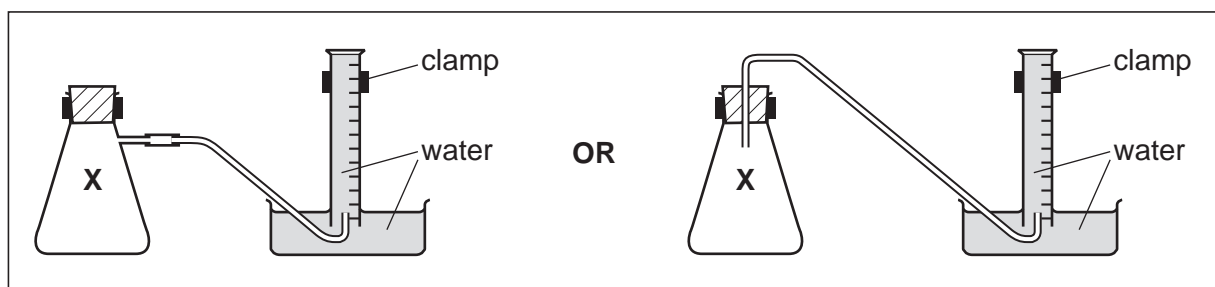
**FB 1** is a strip of magnesium ribbon, Mg.

**FB 2** is  $1.00 \text{ mol dm}^{-3}$  sulfuric acid,  $\text{H}_2\text{SO}_4$ .

(a) **Method**

**Read through the whole method before starting any practical work.**

The diagrams below may help you in setting up your apparatus.



- Fill the tub with water to a depth of about 5 cm.
- Fill the  $250 \text{ cm}^3$  measuring cylinder **completely** with water. Hold a piece of paper towel firmly over the top, invert the measuring cylinder and place it in the water in the tub.
- Remove the paper towel and clamp the inverted measuring cylinder so the open end is in the water just above the base of the tub.
- Pipette  $25.0 \text{ cm}^3$  of **FB 2** into the reaction flask labelled **X**.
- Check that the bung fits tightly in the neck of flask **X**, clamp flask **X**, and place the end of the delivery tube into the inverted  $250 \text{ cm}^3$  measuring cylinder.
- Weigh the magnesium ribbon, **FB 1**, and record the mass in the space below.
- Remove the bung from the neck of the flask. Add the magnesium ribbon, **FB 1**, into the acid in the flask and replace the bung **immediately**. Remove the flask from the clamp and swirl it to mix the contents. Swirl the flask occasionally until no more gas is evolved. Replace the flask in the clamp.
- When no more gas is collected, measure and record the final volume of gas in the measuring cylinder in the space below.

**KEEP THE CONTENTS OF THE CONICAL FLASK X FOR USE IN QUESTION 2.**

**Results**

[2]

## 3

**(b) Calculations**

Show your working and appropriate significant figures in the final answer to **each** step of your calculations.

- (i)** Calculate the number of moles of gas collected in the measuring cylinder.  
[Assume that 1 mole of gas occupies  $24.0 \text{ dm}^3$  under these conditions.]

moles of gas = ..... mol

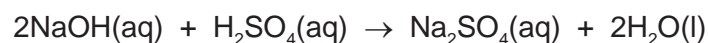
- (ii)** Use your answer to **(i)** and the mass of magnesium, **FB 1**, recorded in **(a)** to calculate the relative atomic mass,  $A_r$ , of magnesium.

$A_r$  of magnesium = .....  
[3]

[Total: 5]

# 4

- 2 You will determine the amount of sulfuric acid remaining in flask **X** after the reaction with magnesium in **Question 1**. You will do this by titration with sodium hydroxide of known concentration.



**FB 3** is 0.150 mol dm<sup>-3</sup> sodium hydroxide, NaOH.  
bromophenol blue indicator

## (a) Method

- Transfer **all** the contents of flask **X** from **Question 1** into the 250 cm<sup>3</sup> volumetric flask.
- Rinse flask **X** with distilled water and add the washings to the volumetric flask. Add distilled water up to the mark. Stopper the volumetric flask and mix the contents thoroughly.
- Label this solution **FB 4**.
- Rinse the pipette and use it to transfer 25.0 cm<sup>3</sup> of **FB 4** into the conical flask.
- Add about 10 drops of bromophenol blue to the conical flask.
- Fill the burette with **FB 3**.
- Perform a rough titration and record your burette readings in the space below. The end point is reached when the solution becomes a permanent blue-violet colour.

The rough titre is ..... cm<sup>3</sup>.

- Carry out as many accurate titrations as you think necessary to obtain consistent results.
- Record, in a suitable form below, all of your burette readings and the volume of **FB 3** added in each accurate titration.
- Make certain any recorded results show the precision of your practical work.

I	
II	
III	
IV	
V	
VI	
VII	

[7]

- (b) From your accurate titration results, obtain a suitable value for the volume of **FB 3** to be used in your calculations. Show clearly how you obtained this value.

25.0 cm<sup>3</sup> of **FB 4** required ..... cm<sup>3</sup> of **FB 3**. [1]

## 5

**(c) Calculations**

Show your working and appropriate significant figures in the final answer to **each** step of your calculations.

- (i)** Calculate the number of moles of sodium hydroxide, NaOH, in the volume of **FB 3** you calculated in **(b)**.

moles of NaOH = ..... mol

- (ii)** Use your answer to **(i)** to calculate the number of moles of sulfuric acid present in the 25.0 cm<sup>3</sup> of **FB 4** pipetted in **(a)**.

moles of H<sub>2</sub>SO<sub>4</sub> = ..... mol

- (iii)** Use your answer to **(ii)** to calculate the number of moles of sulfuric acid, H<sub>2</sub>SO<sub>4</sub>, remaining in flask **X** after the reaction in **1(a)**.

moles of H<sub>2</sub>SO<sub>4</sub> remaining from **1(a)** = ..... mol

- (iv)** Use the relevant information on page 2 to calculate the number of moles of sulfuric acid, H<sub>2</sub>SO<sub>4</sub>, pipetted into reaction flask **X** in **1(a)**.

moles of H<sub>2</sub>SO<sub>4</sub> pipetted into flask **X** = ..... mol

6

- (v) Use your answers to (iii) and (iv) to calculate the number of moles of sulfuric acid which reacted with the magnesium in flask X.

moles of  $\text{H}_2\text{SO}_4$  which reacted in flask X = ..... mol

- (vi) Use your answer to (v) and the mass of magnesium used in 1(a) to calculate the relative atomic mass,  $A_r$ , of magnesium.

$A_r$  of magnesium = .....  
[6]

- (d) (i) A student, who carried out the experiments in Questions 1 and 2 correctly, calculated the  $A_r$  of magnesium as shown in the table.

	Question 1	Question 2
$A_r$ Mg	20.8	22.5

Use the  $A_r$  of magnesium given in the Periodic Table on page 12 to deduce which practical procedure is less accurate. Identify one source of inaccuracy and explain **one** change the student could make in order to improve the accuracy.

..... is less accurate

source of inaccuracy .....

.....

improvement .....

.....

- (ii) Use the  $A_r$  of magnesium given in the Periodic Table to calculate the percentage error in the student's value from Question 1.

.....

.....

.....

[3]

[Total: 17]

### 3 Qualitative Analysis

At each stage of any test you are to record details of the following.

- colour changes seen
- the formation of any precipitate
- the solubility of such precipitates in an excess of the reagent added

Where gases are released they should be identified by a test, **described in the appropriate place in your observations.**

You should indicate clearly at what stage in a test a change occurs.  
Marks are **not** given for chemical equations.

**No additional tests for ions present should be attempted.**

**If any solution is warmed, a boiling tube MUST be used.**

Rinse and reuse test-tubes and boiling tubes where possible.

**Where reagents are selected for use in a test, the name or correct formula of the element or compound must be given.**

## 8

- (a) (i) **FB 5** is a solid element and **FB 6** is a solid compound containing one cation and one anion. Carry out the following tests and record your observations.

<i>test</i>	<i>observations</i>
Place a <b>small</b> spatula measure of <b>FB 5</b> in a boiling tube, add a 1 cm depth of dilute hydrochloric acid and warm the contents of the tube gently.	
Place <b>small</b> spatula measures of <b>FB 5</b> and <b>FB 6</b> in a single boiling tube. Use a test-tube holder to hold the tube. Add a 2 cm depth of aqueous sodium hydroxide. <b>CARE</b>	
Place a spatula measure of <b>FB 6</b> in a test-tube. Add a 3 cm depth of distilled water to form a solution for the following two tests.	
To a 1 cm depth of aqueous <b>FB 6</b> in a test-tube add a 1 cm depth of dilute hydrochloric acid.	
To a 1 cm depth of aqueous <b>FB 6</b> in a test-tube add aqueous sodium hydroxide.	

- (ii) Suggest the identities of **FB 5** and **FB 6** from your observations. Refer to the relevant observations in your answers.

**FB 5:** .....

reason(s) .....

.....

**FB 6:** cation ..... reason(s) .....

.....

anion ..... reason(s) .....

.....

.....

[9]



## 9

- (b) (i)** **FB 7** and **FB 8** are solutions which contain different anions. These may be carbonate, halide, sulfate or sulfite. You are to devise tests to identify the two anions present. Record in a suitable table below:

- the reagent(s) you use for each test,
- the observations you make on carrying out the test,
- the conclusion you make from the result of the test.

- (ii)** The cation in either **FB 7** or **FB 8** is a transition metal ion. Carry out the following test to identify this cation and record your observations.

<i>test</i>	<i>observations</i>	
	<b>FB 7</b>	<b>FB 8</b>
To a 1 cm depth of solution in a test-tube add aqueous sodium hydroxide.		

**FB** ..... contains the transition metal ion .....

[9]

[Total: 18]

## 10

## Qualitative Analysis Notes

Key: [ppt. = precipitate]

## 1 Reactions of aqueous cations

ion	reaction with	
	NaOH(aq)	NH <sub>3</sub> (aq)
aluminium, Al <sup>3+</sup> (aq)	white ppt. soluble in excess	white ppt. insoluble in excess
ammonium, NH <sub>4</sub> <sup>+</sup> (aq)	no ppt. ammonia produced on heating	—
barium, Ba <sup>2+</sup> (aq)	faint white ppt. is nearly always observed unless reagents are pure	no ppt.
calcium, Ca <sup>2+</sup> (aq)	white ppt. with high [Ca <sup>2+</sup> (aq)]	no ppt.
chromium(III), Cr <sup>3+</sup> (aq)	grey-green ppt. soluble in excess giving dark green solution	grey-green ppt. insoluble in excess
copper(II), Cu <sup>2+</sup> (aq)	pale blue ppt. insoluble in excess	blue ppt. soluble in excess giving dark blue solution
iron(II), Fe <sup>2+</sup> (aq)	green ppt. turning brown on contact with air insoluble in excess	green ppt. turning brown on contact with air insoluble in excess
iron(III), Fe <sup>3+</sup> (aq)	red-brown ppt. insoluble in excess	red-brown ppt. insoluble in excess
magnesium, Mg <sup>2+</sup> (aq)	white ppt. insoluble in excess	white ppt. insoluble in excess
manganese(II), Mn <sup>2+</sup> (aq)	off-white ppt. rapidly turning brown on contact with air insoluble in excess	off-white ppt. rapidly turning brown on contact with air insoluble in excess
zinc, Zn <sup>2+</sup> (aq)	white ppt. soluble in excess	white ppt. soluble in excess

## 11

## 2 Reactions of anions

<i>ion</i>	<i>reaction</i>
carbonate, $\text{CO}_3^{2-}$	$\text{CO}_2$ liberated by dilute acids
chloride, $\text{Cl}^-(\text{aq})$	gives white ppt. with $\text{Ag}^+(\text{aq})$ (soluble in $\text{NH}_3(\text{aq})$ )
bromide, $\text{Br}^-(\text{aq})$	gives cream ppt. with $\text{Ag}^+(\text{aq})$ (partially soluble in $\text{NH}_3(\text{aq})$ )
iodide, $\text{I}^-(\text{aq})$	gives yellow ppt. with $\text{Ag}^+(\text{aq})$ (insoluble in $\text{NH}_3(\text{aq})$ )
nitrate, $\text{NO}_3^-(\text{aq})$	$\text{NH}_3$ liberated on heating with $\text{OH}^-(\text{aq})$ and $\text{Al}$ foil
nitrite, $\text{NO}_2^-(\text{aq})$	$\text{NH}_3$ liberated on heating with $\text{OH}^-(\text{aq})$ and $\text{Al}$ foil; $\text{NO}$ liberated by dilute acids (colourless $\text{NO} \rightarrow$ (pale) brown $\text{NO}_2$ in air)
sulfate, $\text{SO}_4^{2-}(\text{aq})$	gives white ppt. with $\text{Ba}^{2+}(\text{aq})$ (insoluble in excess dilute strong acids)
sulfite, $\text{SO}_3^{2-}(\text{aq})$	gives white ppt. with $\text{Ba}^{2+}(\text{aq})$ (soluble in excess dilute strong acids)

## 3 Tests for gases

<i>gas</i>	<i>test and test result</i>
ammonia, $\text{NH}_3$	turns damp red litmus paper blue
carbon dioxide, $\text{CO}_2$	gives a white ppt. with limewater (ppt. dissolves with excess $\text{CO}_2$ )
chlorine, $\text{Cl}_2$	bleaches damp litmus paper
hydrogen, $\text{H}_2$	"pops" with a lighted splint
oxygen, $\text{O}_2$	relights a glowing splint

The Periodic Table of Elements

Group																						
1	2	1												13	14	15	16	17	18			
		Key																				
		atomic number atomic symbol name relative atomic mass																				
3	4													5	6	7	8	9	10	11	12	
Li	Be													B	C	N	O	F				
lithium	beryllium													boron	carbon	nitrogen	oxygen	fluorine				
6.9	9.0													10.8	12.0	14.0	16.0	19.0				
11	12													13	14	15	16	17	18			
Na	Mg													Al	Si	P	S	Cl	Ar			
sodium	magnesium													aluminium	silicon	phosphorus	sulfur	chlorine	argon			
23.0	24.3													27.0	28.1	31.0	32.1	35.5	39.9			
19	20													31	32	33	34	35	36			
K	Ca													Ga	Ge	As	Se	Br	Kr			
potassium	calcium													gallium	germanium	arsenic	selenium	bromine	krypton			
39.1	40.1													69.7	72.6	74.9	79.0	79.9	83.8			
37	38													49	50	51	52	53	54			
Rb	Sr													In	Sn	Sb	Te	I	Xe			
rubidium	strontium													indium	tin	antimony	tellurium	iodine	xenon			
85.5	87.6													114.8	118.7	121.8	127.6	126.9	131.3			
55	56													81	82	83	84	85	86			
Cs	Ba													Tl	Pb	Bi	Po	At	Rn			
caesium	barium													thallium	lead	bismuth	polonium	astatine	radon			
132.9	137.3													204.4	207.2	209.0	—	—	—			
87	88													—	114	116	116	—	—			
Fr	Ra													—	Fl	Lv	—	—	—			
francium	radium													—	fermium	livermorium	—	—	—			

lanthanoids																	
57	La	58	Ce	59	Pr	60	Nd	61	Pm	62	Sm	63	Eu	64	Gd	65	Tb
	lanthanum		cerium		praseodymium		neodymium		promethium		samarium		europtium		gadolinium		terbium
138.9		140.1		140.9		144.4		—		150.4		152.0		157.3		158.9	
89	Ac	90	Th	91	Pa	92	U	93	Np	94	Pu	95	Am	96	Cm	97	Bk
	actinium		thorium		protactinium		uranium		neptunium		plutonium		americium		curium		berkelium
232.0		232.0		231.0		238.0		—		—		—		—		—	
actinoids																	
69	Tm	70	Yb	71	Lu												
	thulium		ytterbium		lutetium												
168.9		173.1		175.0													
101	Md	102	No	103	Lr												
	mendeleevium		nobelium		lawrencium												
288.1		289.1		260.1													

To avoid the issue of disclosure of answer-related information to candidates, all copyright acknowledgements are reproduced online in the Cambridge International Examinations Copyright Acknowledgements Booklet. This is produced for each series of examinations and is freely available to download at [www.cie.org.uk](http://www.cie.org.uk) after the live examination series.